



# Download Genymotion



with VirtualBox:

[Download for Windows - 143.44 MB](#)

without VirtualBox:

[Download for Windows - 34.86 MB](#)

[How to register my license](#)



## System Requirements

Microsoft Windows 7, 8/8.1, 10 (32/64 bit)  
64 bit CPU, with VT-x or AMD-V capability,  
enabled in BIOS settings  
Recent and dedicated GPU  
400 MB disk space  
2GB RAM

[Checksum Windows \(with VirtualBox\)](#)  
[Checksum Windows \(without VirtualBox\)](#)

## Other downloads available



### System Requirements

400 MB disk space  
2GB RAM

[Checksum OSX](#)

Mac OS X 10.8 or above.

[Download for Mac OSX](#)

81.75 MB



### Generate logs

- Preparing temporary folder... ✓
- Retrieving crash report... ✓
- Running command: GLEWinfo... ✓
- Running command: systeminfo... ○

Cancel

# Download Genymotion



Requirements

- 10 (32/64 bit)
- 0-V capability,
- ings
- GPU
- te

[VirtualBox](#)

[VirtualBox](#)

Genymotion for personal use  
Virtualization engine not found. Plugin loading aborted.



## System Requirements

400 MB disk space  
2GB RAM

[Checksum OSX](#)

Mac OS X 10.8 or above.

[Download for Mac OSX](#)


81.75 MB

[I Agree](#)





# Download Genymotion




with VirtualBox:

[Download for Windows - 143.44 MB](#)

without VirtualBox:

[Download for Windows - 34.86 MB](#)

[How to register my license](#)




## System Requirements

Microsoft Windows 7, 8/8.1, 10 (32/64 bit)  
64 bit CPU, with VT-x or AMD-V capability,  
enabled in BIOS settings  
Recent and dedicated GPU  
400 MB disk space  
2GB RAM

[Checksum Windows \(with VirtualBox\)](#)  
[Checksum Windows \(without VirtualBox\)](#)

**Unable to load VirtualBox engine.**

 Unable to load VirtualBox engine.  
Make sure that it is properly installed before starting Genymotion.

For more information, please refer to <https://www.genymotion.com/#1/support?chapter=vbox#faq>

Genymotion log archive has been saved in: C:/Users/Administrator/genymotion-log.zip  
Please contact Genymotion support for more help.

[OK](#)



## System Requirements

400 MB disk space  
2GB RAM

[Checksum OSX](#)

Mac OS X 10.8 or above.

[Download for Mac OSX](#)

81.75 MB





[How to register my license](#)

[Checksum Windows \(with VirtualBox\)](#)  
[Checksum Windows \(without VirtualBox\)](#)



### System Requirements

400 MB disk space  
2GB RAM

[Checksum OSX](#)

[OSX](#)

81.75 MB



### System Requirements

Ubuntu 14.04 (Trusty Tahr)  
Debian 8 (Jessie)

64 bit CPU, with VT-x or AMD-V capability, enabled in BIOS settings

Recent and dedicated GPU  
400 MB disk space  
2GB RAM

[Checksum Ubuntu 14.10 \(32 bits\)](#)  
[Checksum Ubuntu 14.10 \(64 bits\)](#)  
[Checksum Ubuntu 15.04 \(64 bits\)](#)

Debian 8

[Ubuntu \(32bit\)](#)

41.49 MB

[Download for Ubuntu \(64bit\)](#)

41.09 MB

Ubuntu 15.04 and newer


[Download for Ubuntu \(64bit\)](#)

40.95 MB

Setup - Genymotion

**Installing**  
Please wait while Setup installs Genymotion on your computer.

Installing Oracle VirtualBox 5.0.4...




Cancel





# Download Genymotion




with VirtualBox:

[Download for Windows - 143.44 MB](#)

without VirtualBox:

[Download for Windows - 34.86 MB](#)

[How to register my license](#)



## System Requirements

Microsoft Windows 7, 8/8.1, 10 (32/64 bit)  
64 bit CPU, with VT-x or AMD-V capability,  
enabled in BIOS settings  
Recent and dedicated GPU  
400 MB disk space  
2GB RAM

Oracle VM VirtualBox 5.0.4 Setup

Custom Setup

Select the way you want features to be installed.

Click on the icons in the tree below to change the way features will be installed.

- VirtualBox Application
  - VirtualBox USB Support
  - VirtualBox Networking
  - VirtualBox Bridge
  - VirtualBox Host-C
  - VirtualBox Python 2.x Su

Oracle VM VirtualBox 5.0.4 application.

This feature requires 161MB on your hard drive. It has 3 of 3 subfeatures selected. The subfeatures require 584KB on yo...

Location: C:\Program Files\Oracle\VirtualBox\ [Browse](#)

Version 5.0.4 [Disk Usage](#) [< Back](#) [Next >](#) [Cancel](#)



## System Requirements


400 MB disk space  
2GB RAM

[Checksum OSX](#)





# Download Genymotion




with VirtualBox:

**Download for Windows - 143.44 MB**

without VirtualBox:

**Download for Windows - 34.86 MB**

[How to register my license](#)



## System Requirements

Microsoft Windows 7, 8/8.1, 10 (32/64 bit)  
64 bit CPU, with VT-x or AMD-V capability, enabled in BIOS settings  
Recent and dedicated GPU  
400 MB disk space  
2GB RAM

Oracle VM VirtualBox 5.0.4 Setup

### Oracle VM VirtualBox 5.0.4

Please wait while the Setup Wizard installs Oracle VM VirtualBox 5.0.4. This may take several minutes.

Status:

Version 5.0.4

< Back Next > Cancel

Windows Security

### Would you like to install this device software?

Name: Oracle Corporation Universal Serial Bus ...  
Publisher: Oracle Corporation

Always trust software from "Oracle Corporation".

Install Don't Install

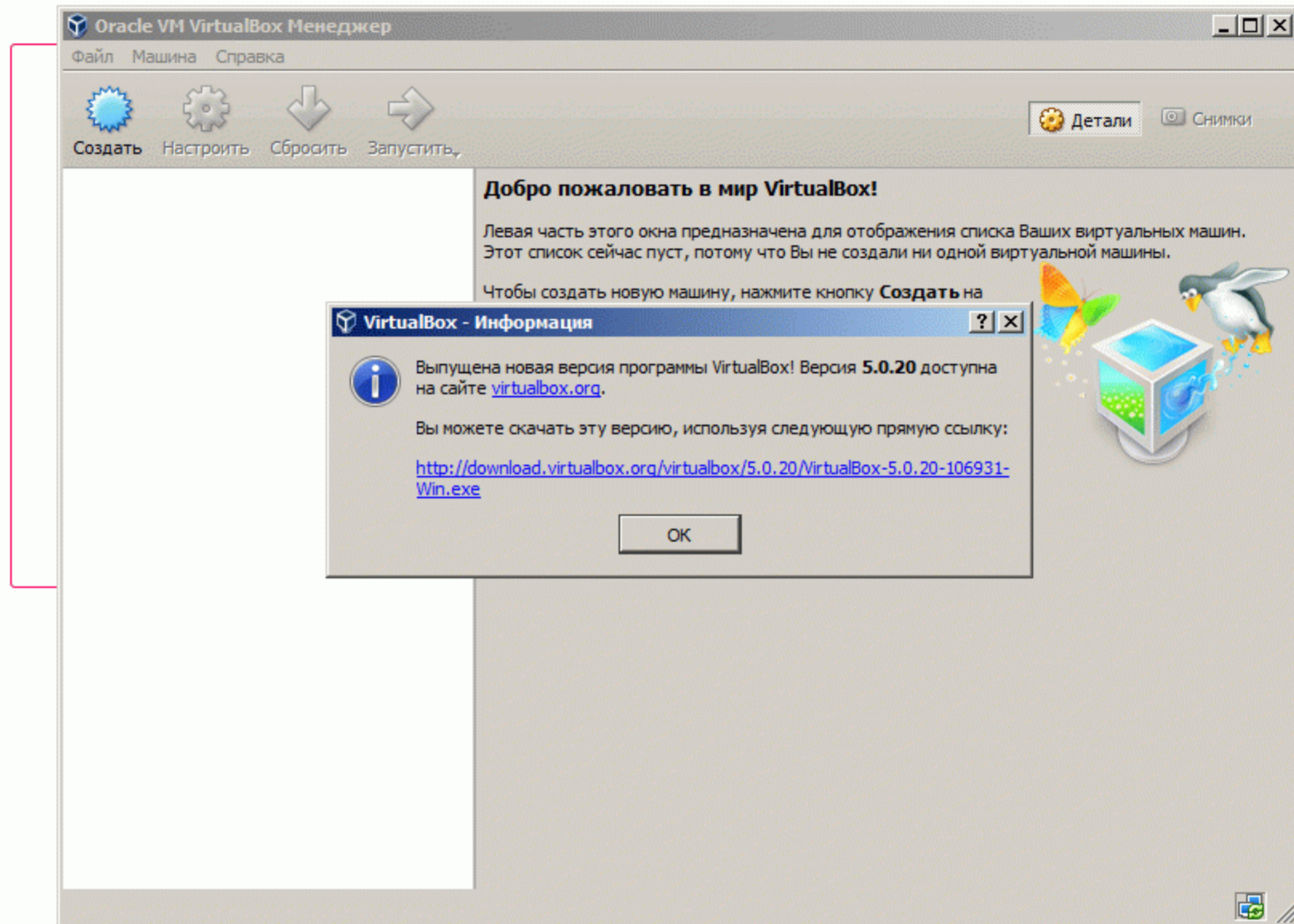
You should only install driver software from publishers you trust. [How can I decide which device software is safe to install?](#)

Checksum OSX





# Download Genymotion



## System Requirements

400 MB disk space  
2GB RAM

[Checksum OSX](#)

Mac OS X 10.8 or above.

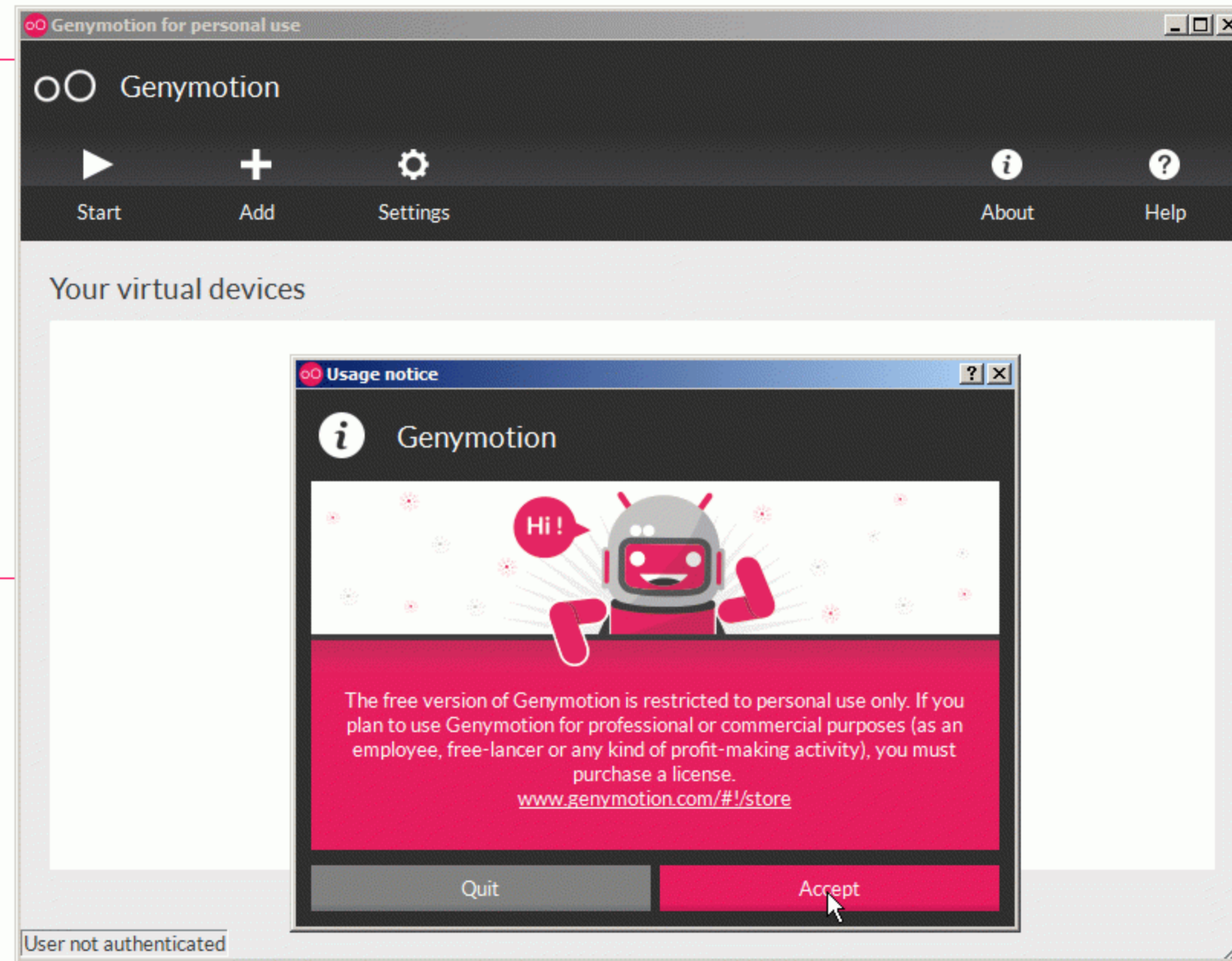
[Download for Mac OSX](#)

81.75 MB





# Download Genymotion



400 MB disk space

2GB RAM


Checksum OSX

[Download for Mac OSX](#)

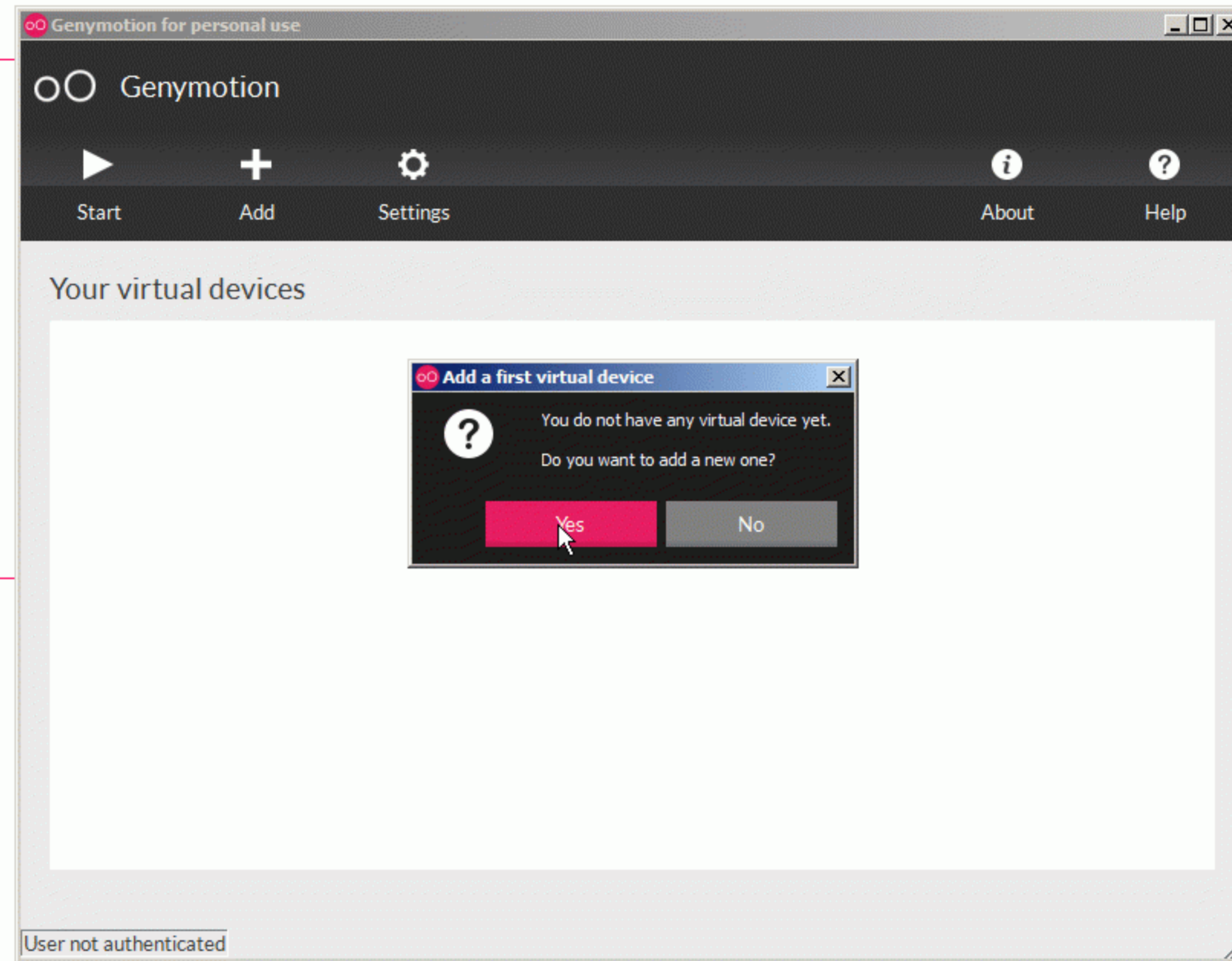
81.75 MB

[I Agree](#)





# Download Genymotion



400 MB disk space  
2GB RAM


[Checksum OSX](#)

[Download for Mac OSX](#)

81.75 MB

[I Agree](#)





# Download Genymotion

Genymotion for personal use

Genymotion

Start Add Settings About Help

Your virtual devices

Virtual device creation wizard

Select a new virtual device

Android version: All Device model: All

Available virtual devices

User not authenticated

400 MB disk space  
2GB RAM  
Checksum OSX

Authentication

Credentials

Username: viacheslav-275  
Password: [masked]

Sign in Cancel

Sign in to access all available virtual devices Sign in

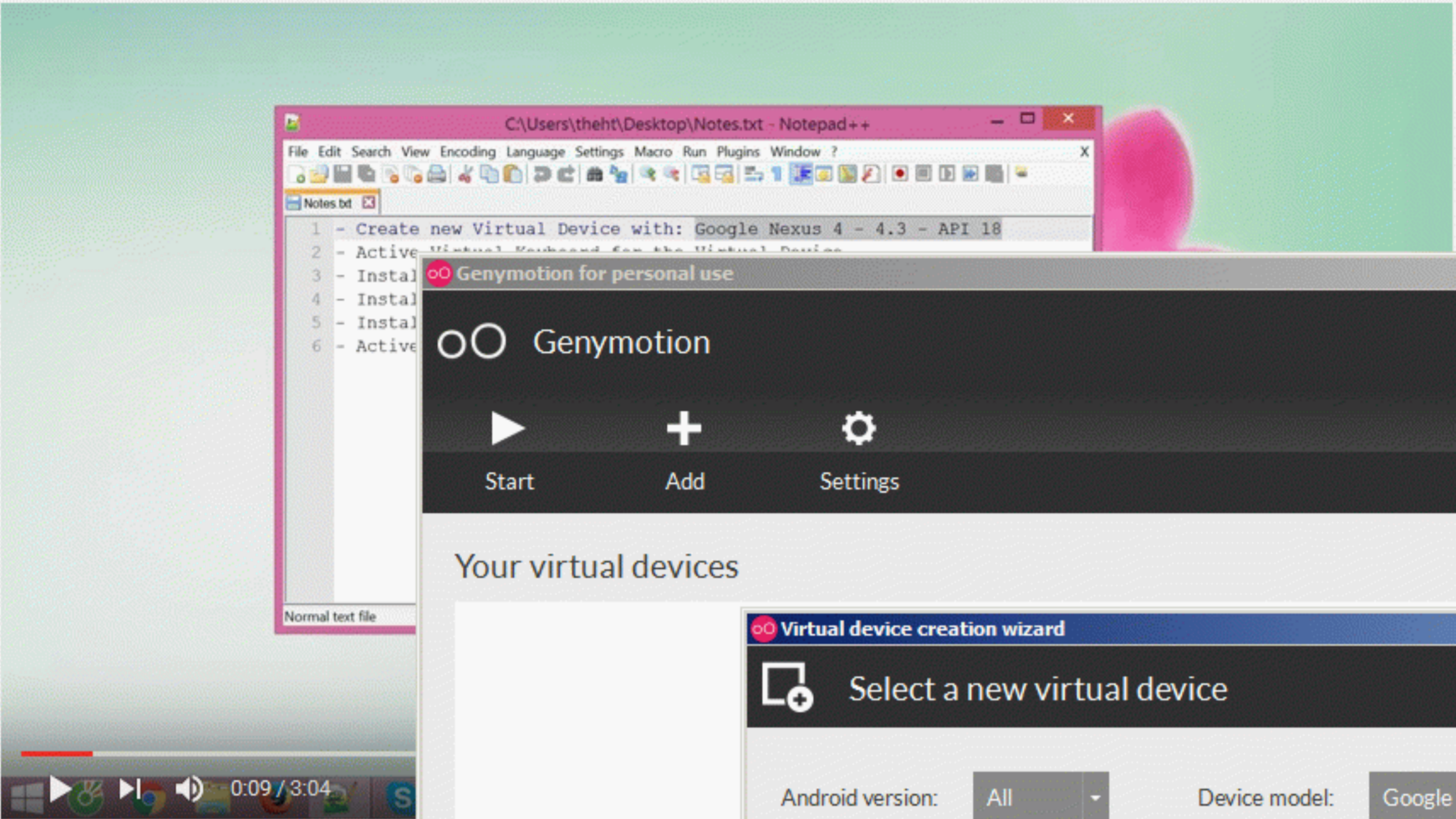
Cancel Next





Search

Upload



Up next Autoplay

iPhone Filter  
QueenSoft VN  
162 views  
2:59

Genymotion for personal use

Genymotion

Start Add Settings About Help

Your virtual devices

Virtual device creation wizard

Select a new virtual device

Android version: All Device model: Google Nexus 4

Available virtual devices

- Google Nexus 4 - 4.1.1 - API 16 - 768x1280
- Google Nexus 4 - 4.2.2 - API 17 - 768x1280
- Google Nexus 4 - 4.3 - API 18 - 768x1280
- Google Nexus 4 - 4.4.4 - API 19 - 768x1280
- Google Nexus 4 - 5.0.0 - API 21 - 768x1280
- Google Nexus 4 - 5.1.0 - API 22 - 768x1280

Cancel Next

QueenSoftVN Auto Wart

QueenSoft VN  
Subscribe 28

Add to Share More

Share Embed Email



https://youtu.be/MazqY User: viacheslav-275

Start at: 0:09

Published on May 10, 2016  
Auto Register Whatsapp channel for QueenSoft Whatsapp Sender

Skype: QueenSoftVn

SHOW MORE

Comments are disabled for this video.

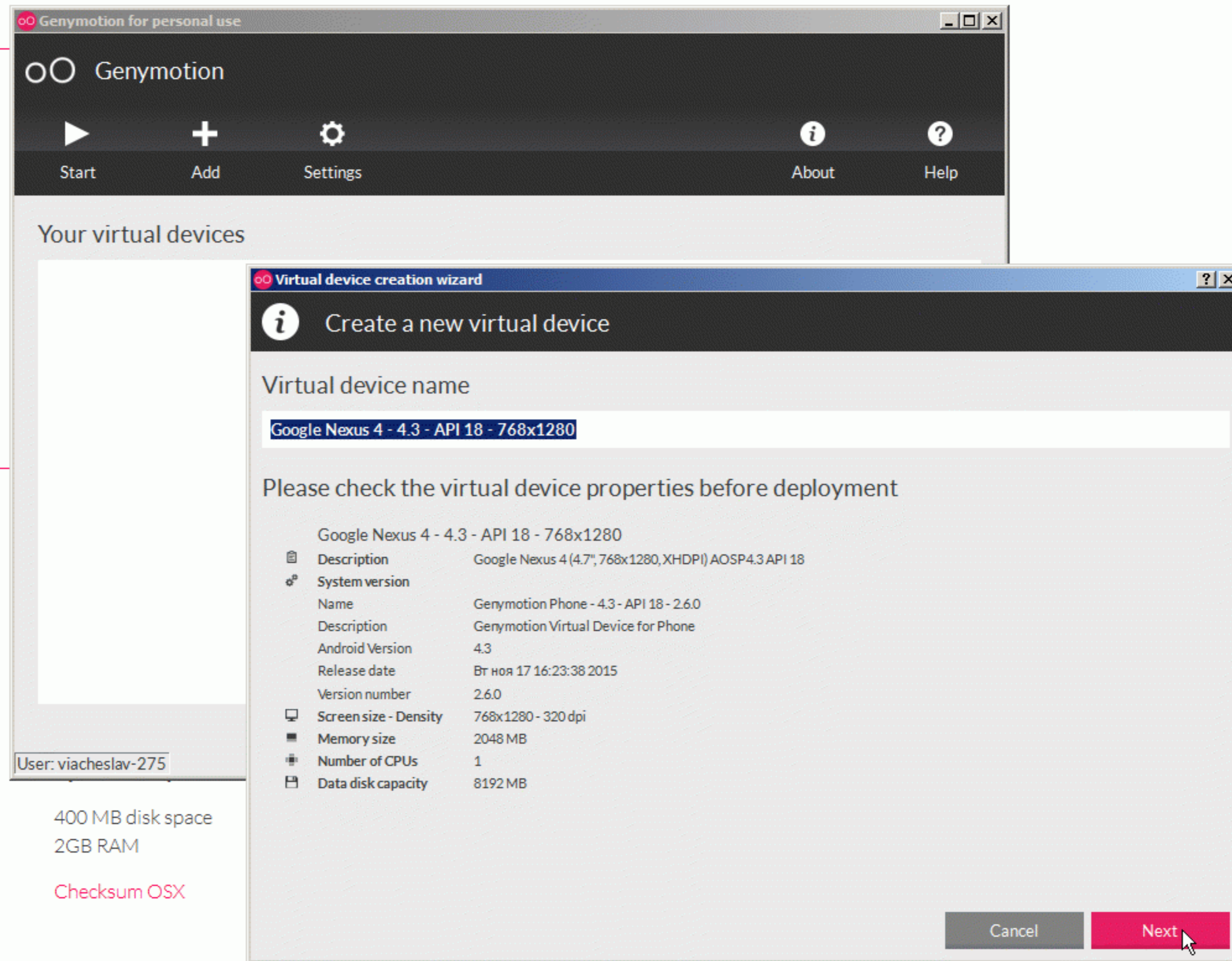
89 views  
4:39

Whatsapp Channel Generate  
Atalay AKTAŞ  
1,426 views  
8:37





# Download Genymotion




The screenshot shows the Genymotion application window titled "Genymotion for personal use". The main interface includes a top navigation bar with "Start", "Add", "Settings", "About", and "Help" buttons. Below this is a section titled "Your virtual devices" which is currently empty. A "Virtual device creation wizard" dialog box is open, titled "Create a new virtual device". The wizard prompts for a "Virtual device name" and shows the entered name: "Google Nexus 4 - 4.3 - API 18 - 768x1280". Below the name field, there is a list of properties to check before deployment:

Please check the virtual device properties before deployment	
Google Nexus 4 - 4.3 - API 18 - 768x1280	
Description	Google Nexus 4 (4.7", 768x1280, XHDPI) AOSP4.3 API 18
System version	
Name	Genymotion Phone - 4.3 - API 18 - 2.6.0
Description	Genymotion Virtual Device for Phone
Android Version	4.3
Release date	Вт ноя 17 16:23:38 2015
Version number	2.6.0
Screen size - Density	768x1280 - 320 dpi
Memory size	2048 MB
Number of CPUs	1
Data disk capacity	8192 MB

At the bottom of the wizard, there are "Cancel" and "Next" buttons. The "Next" button is highlighted in red. In the background, the main application window shows an Apple logo and system requirements: "400 MB disk space", "2GB RAM", and "Checksum OSX".





# Download Genymotion

Genymotion for personal use

Genymotion

Start Add Settings About Help

Your virtual devices

Virtual device creation wizard

Retrieve and deploy the new virtual device



Learn more

57%

Downloading files... (97MB / 168MB)

Cancel Finish




User: viacheslav-275

400 MB disk space

2GB RAM

Checksum OSX





# Download Genymotion

Genymotion for personal use

Genymotion

Start Add Settings About Help

Your virtual devices

Google Nexus 4 - 4.3 -

Virtual device creation wizard

Retrieve and deploy the new virtual device

GENYMOTION <sup>oo</sup> cloud

Learn more

SOON AVAILABLE

100%

✓ The virtual device has been created successfully.

Finish

User: viacheslav-275

400 MB disk space  
2GB RAM  
Checksum OSX





The screenshot shows a Windows desktop environment. In the foreground, a 'Configure virtual device' window is open, displaying configuration options for a virtual device. The 'System' section shows 'Processor(s)' set to 1 and 'Base Memory (MB)' set to 2048. The 'Screen size - Density' section has 'Predefined' selected with a dropdown menu showing '768x1280 - 320dpi'. Below this, there are fields for 'Custom' settings (width, height, and dpi) and a 'Caution' note. The 'Android system options' section has 'Show Android navigation bar' and 'Use virtual keyboard for text input' checked. In the background, a Notepad window is open with a list of instructions:

- 1 - Create new Virtual Device with: Google Nexus 4
- 2 - Active Virtual Keyboard for the Virtual Device
- 3 - Install latest version of WhatsApp
- 4 - Install Exposed Framework
- 5 - Install Phone Id Changer
- 6 - Active Phone Id Changer in Exposed Framework

The 'Up next' section of the YouTube video player shows several recommended videos:

- iPhone Filter** by QueenSoft VN (162 views, 2:59)
- Жванецкий О Путине** by Дми трий (Recommended for you, 7:34)
- Tango Bulk Sender** by QueenSoft VN (217 views, 7:46)
- Telegram Bulk Sender** by QueenSoft VN (206 views, 6:08)

The video player interface for 'QueenSoftVN Auto Wart' includes:

- Channel name: QueenSoft VN (28 subscribers)
- Share options: Add to, Share, More
- Share links: Facebook, G+, Email
- Video URL: <https://youtu.be/MazqYX...>
- Start at: 0:20
- Published on May 10, 2016
- Auto Register Whatsapp channel for QueenSoftVN
- Skype: QueenSoftVn

The Genymotion application interface shows the 'Configure virtual device' dialog box. The configuration is as follows:

- System:** Processor(s) = 1, Base Memory (MB) = 2048
- Screen size - Density:** Predefined (768x1280 - 320dpi) selected. Custom options: 1024 x 600 @ 120 dpi.
- Caution:** you may experience issues using custom values
- Run virtual device in full-screen mode:** unchecked
- Android system options:** Show Android navigation bar (checked), Use virtual keyboard for text input (checked)

The video player interface for 'Зеленая Орда предки...' includes:

- Channel name: Зеленая Орда предки али государственность России (IS)
- Share options: Add to, Share, More
- Share links: Facebook, G+, Email
- Video URL: <https://youtu.be/...>
- Start at: 0:20
- Published on May 10, 2016
- Auto Register Whatsapp channel for QueenSoftVN
- Skype: QueenSoftVn



**Configure virtual device**

**Configuration**

System

Processor(s) 1

Base Memory (MB) 2048

Screen size - Density

Predefined

768x1280 - 320dpi

Custom

Caution: you may experience issues using custom values

Run virtual device in full-screen mode

Android system options

Show Android navigation bar

Use virtual keyboard for text input

Cancel OK

**Notes.txt**

- 1 - Create new Virtual Device with: Google Nexus 4
- 2 - Active Virtual Keyboard for the Virtual Device
- 3 - Install latest version of WhatsApp
- 4 - Install Exposed Framework
- 5 - Install Phone Id Changer
- 6 - Active Phone Id Changer in Exposed Framework

User: thek44a2@

**Up next** Autoplay

**iPhone Filter**  
QueenSoft VN  
162 views  
2:59

**Жванецкий О Путине**  
Дми трий  
Recommended for you  
7:34

**Tango Bulk Sender**  
QueenSoft VN  
217 views  
7:46

**Telegram Bulk Sender**  
QueenSoft VN  
206 views  
6:08

**QueenSoftVN Auto Wart**

QueenSoft VN  
 28

**Share** Embed Email

<https://youtu.be/MazqYX...>

Start at:

Published on May 10, 2016  
Auto Register Whatsapp channel for QueenSoftVN

Skype: QueenSoftVn

**Genymotion for personal use**

**Genymotion**

Start Add Settings About Help

**Your virtual devices**

Google Nexus 4 - 4.3 - API 18 - 768x1280

**Genymotion - Google Nexus 4 - 4.3 - API 18 - ...**

Starting virtual device...

User: viacheslav-275

**Зеленая Орда предки али государственность России**

**ИТРОВ - пророчество про и КРЫМ, и крымских ТАТАР**

**Анилов - Про Кунгурова**

**Automated Account Channel Channels**

**номеров с сайтов Казахстана**

**Group Sender**

**Auto WART (bsbvip.net)**

**Channel Generate**



# ANDROID

free for personal use

Genymotion

- Start
- Add
- Settings
- About
- Help

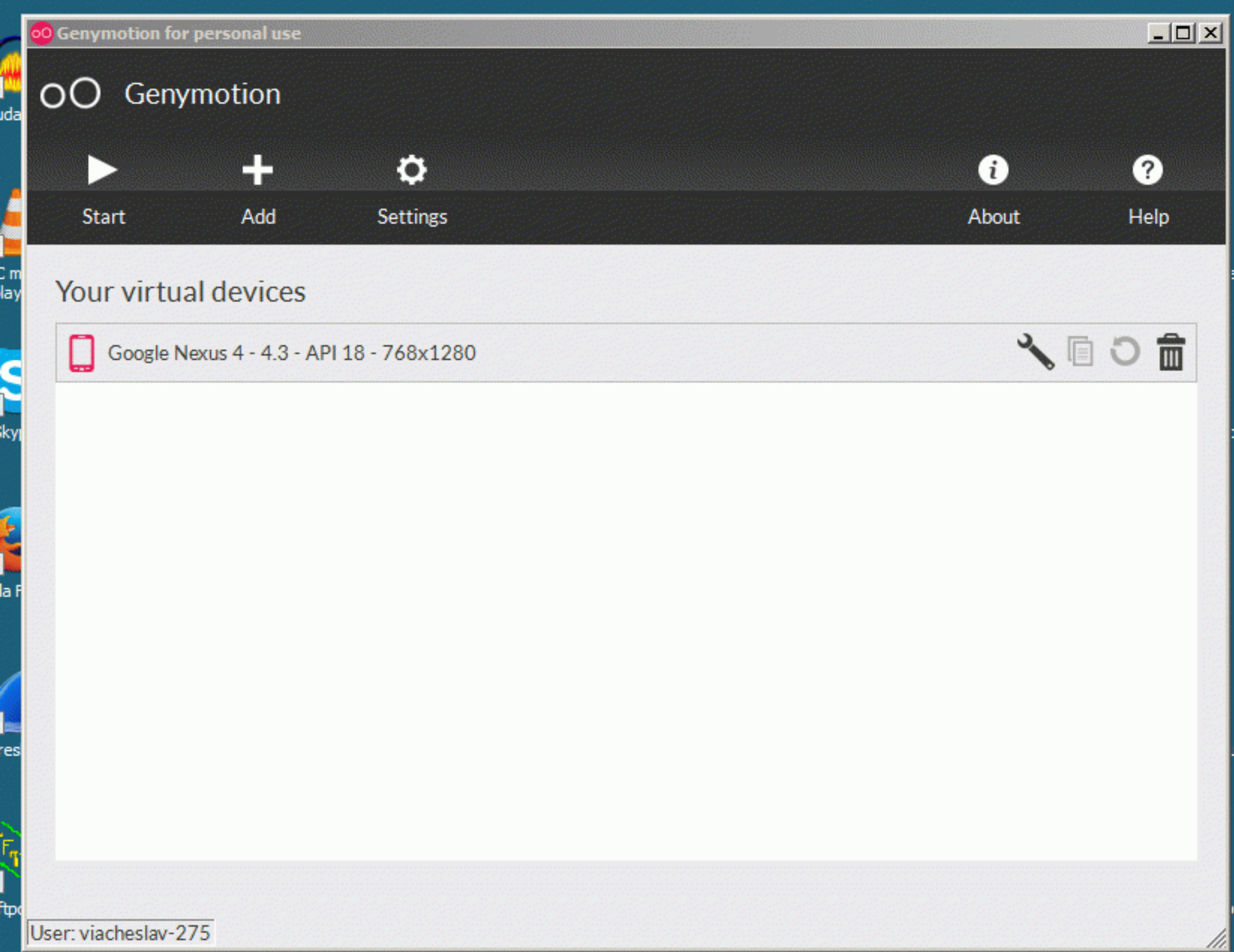
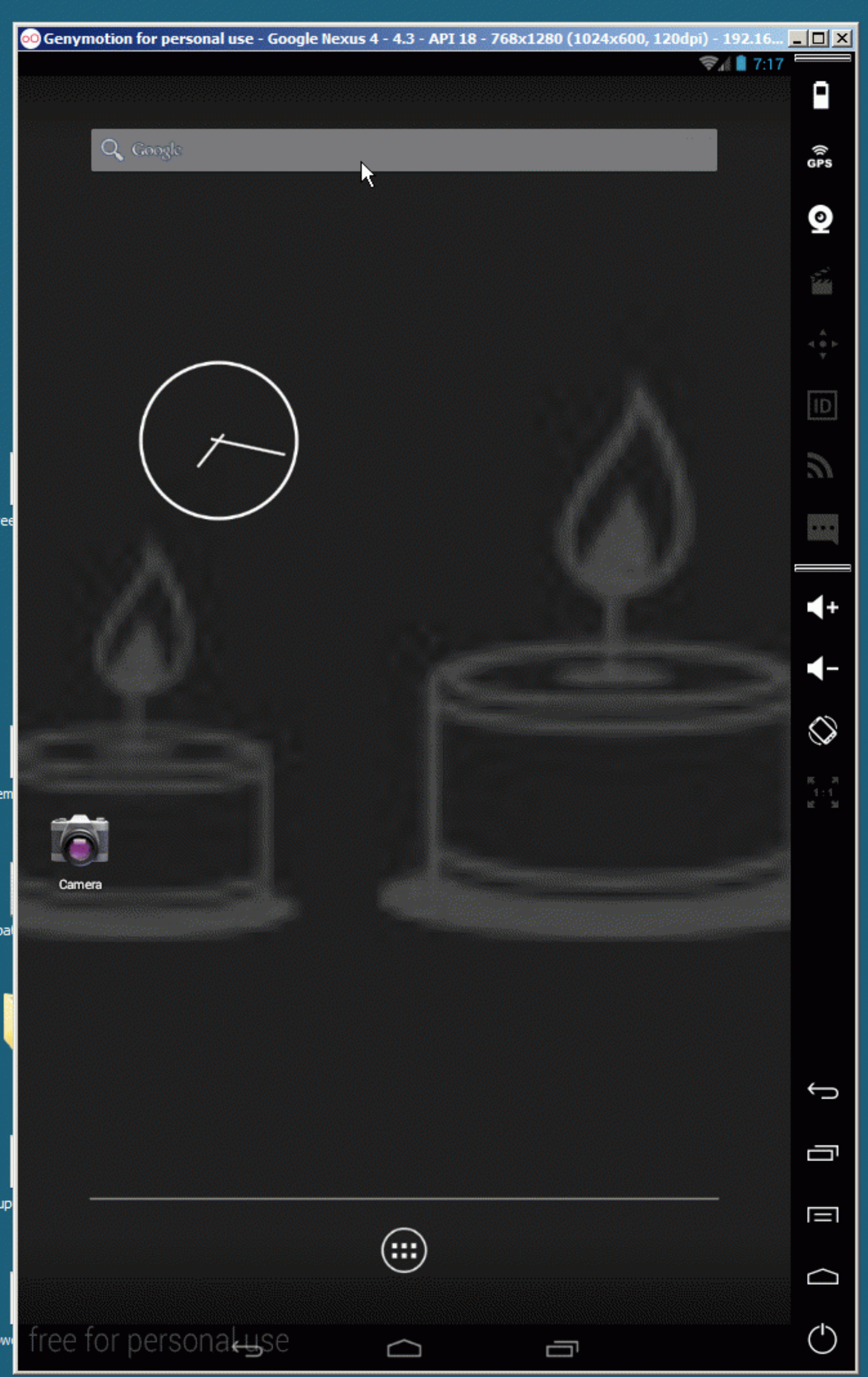
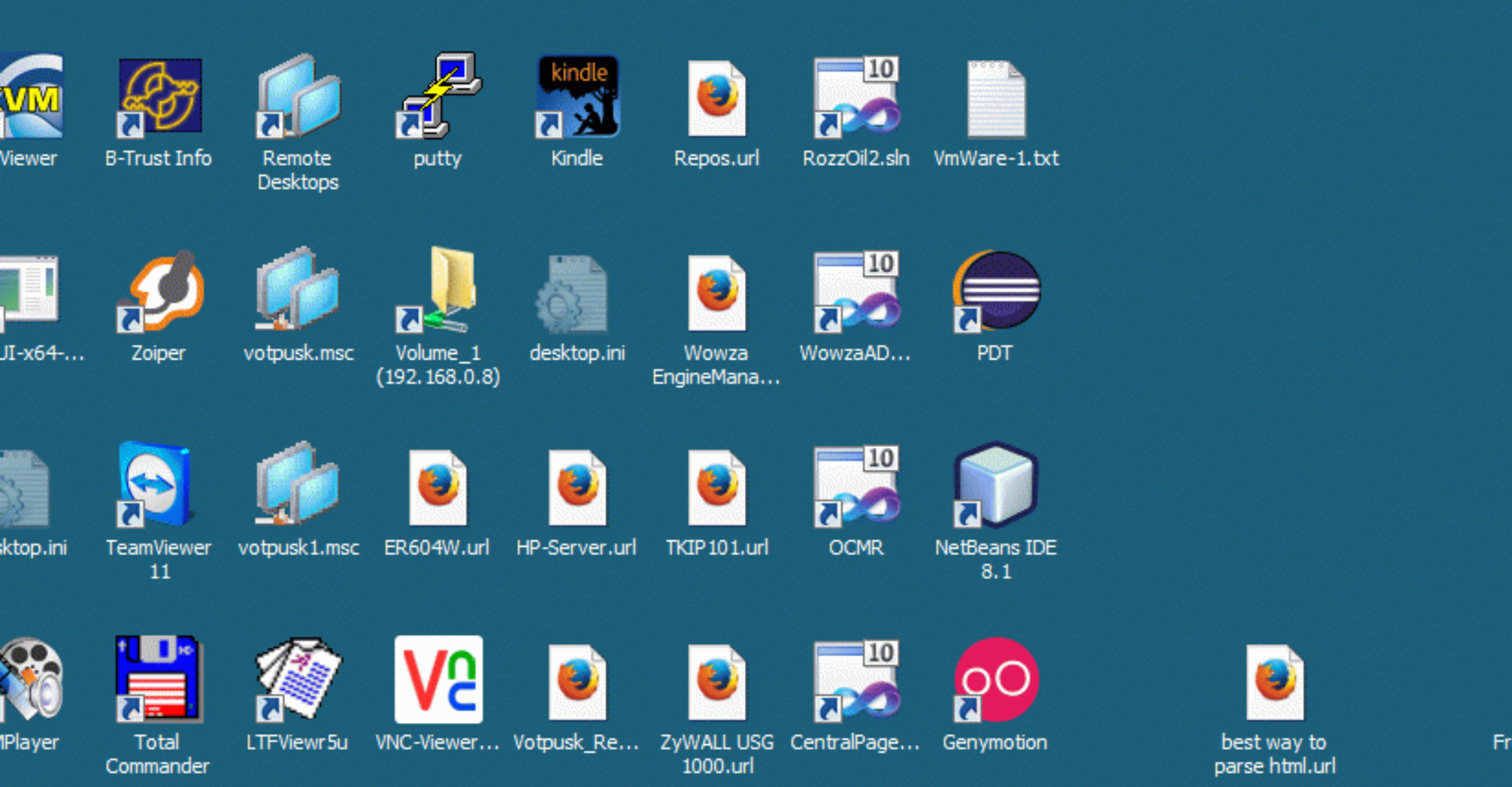
### Your virtual devices

Google Nexus 4 - 4.3 - API 18 - 768x1280



- ADTRAN captiv...
- GSM-Mode...
- Bluesocket.url
- BT-Pusher WiFi Marketing a...
- about captive portal.url
- Captive Portal by Hardwar...
- dd-wrt on a Linksys W...
- Displaying ads over WiFi h...
- Cloudessa-c...







Oracle VM VirtualBox Менеджер

Файл Машина Справка

Создать Настроить Сбросить Запустить


Google Nexus 4 - 4.3 - API 1... (f...)  
Работает

### Добро пожаловать в мир VirtualBox!

Левая часть этого окна предназначена для отображения списка Ваших виртуальных машин. Этот список сейчас пуст, потому что Вы не создали ни одной виртуальной машины.

Чтобы создать новую машину, нажмите кнопку **Создать** на основной панели инструментов, расположенной вверху окна.

Нажмите клавишу **F1** для получения оперативной помощи или посетите сайт [www.virtualbox.org](http://www.virtualbox.org), чтобы узнать свежие новости и получить актуальную информацию.



Genymotion for personal use - Google Nexus 4 - 4.3 - API 18 - 768x1280 (1024x600, 120dpi) - 192.16...

7:49

APPS WIDGETS

- API Demos
- Browser
- Calculator
- Calendar
- Camera
- Clock
- Custom Locale
- Dev Settings
- Dev Tools
- Downloads
- Email
- File Manager
- Gallery
- Gestures Builder
- Messaging
- Movie Studio
- Music
- People
- Phone
- Search
- Settings
- Superuser
- Voice Dialer

free for personal use

Genymotion for personal use

Genymotion

Start Add Settings About Help

### Your virtual devices

- Google Nexus 4 - 4.3 - API 18 - 768x1280

work-find... remove.url Displaying ads Cloude... over WiFi